



Fall 2022 Individual Report GOV 2003 - STAT 286(FAS-STAT 286-Causal Inference with Applications 001,FAS-GOV 2003-Causal Inference with Applications 001) Jialu Li

Project Title: **2022 Fall Harvard FAS Course Evaluation**

Course Audience: **43**
Responses Received: **33**
Response Ratio: **77%**

Report Comments

Note:

The order that the questions appear on this report is not the same as the way the questions were displayed to students. The order has been changed to make the report more readable.

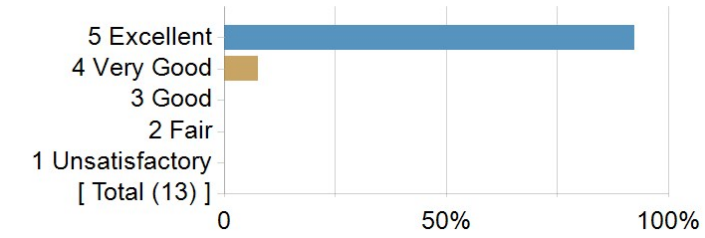
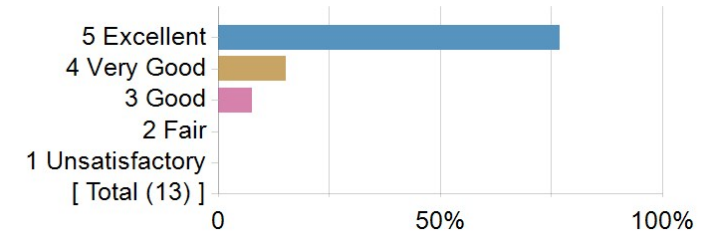
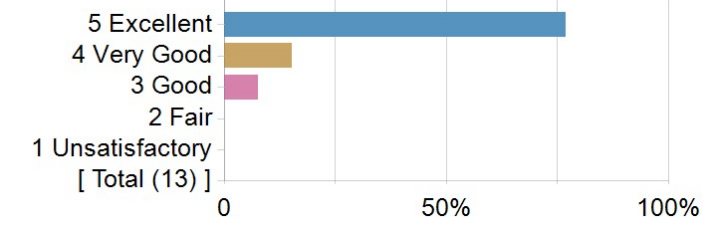
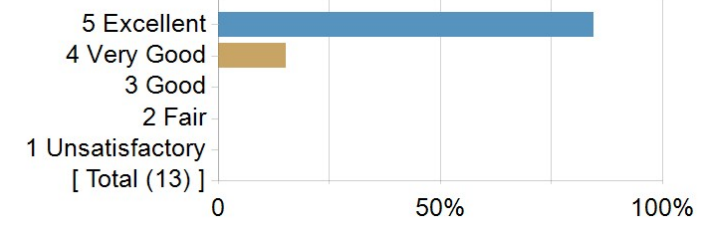
Creation Date: **Thursday, June 22, 2023**

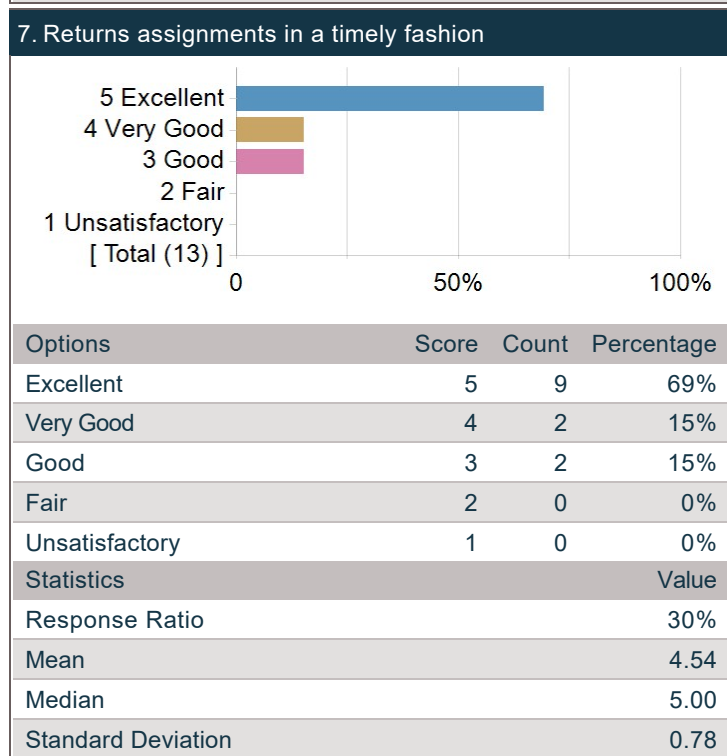
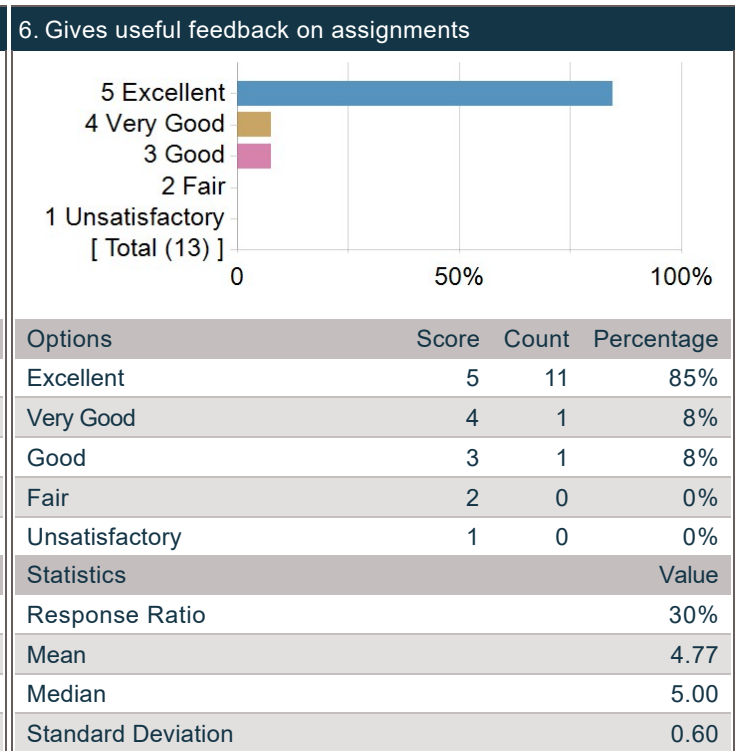
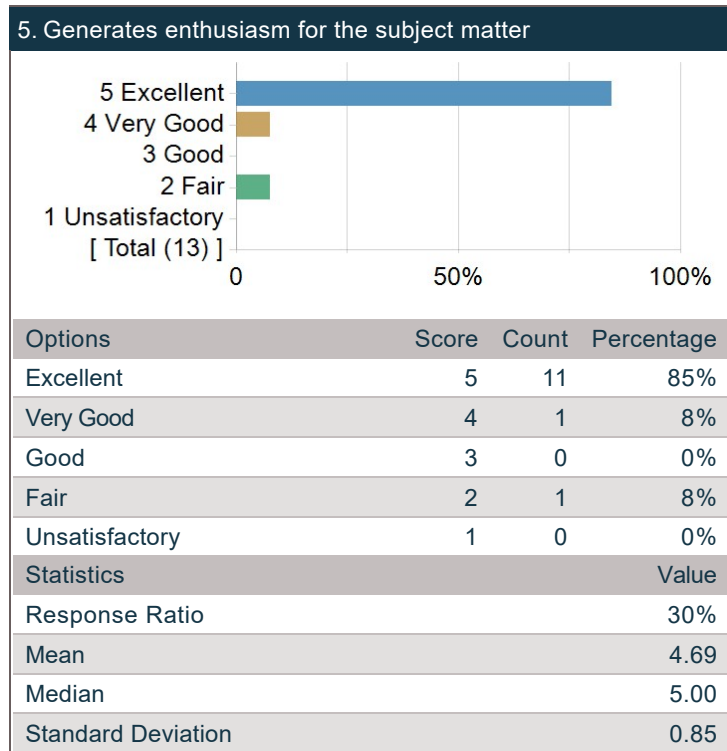
Evaluation of Section Leaders

Section Leader Questions

	Count	Excellent	Very Good	Good	Fair	Unsatisfactory	Instructor Mean	Dept Mean	Division Mean
Evaluate your Section Leader overall.	13	92%	8%	0%	0%	0%	4.92	N/A	N/A
Gives effective lectures or presentations, if applicable	13	77%	15%	8%	0%	0%	4.69	N/A	N/A
Facilitates discussion and encourages participation	13	77%	15%	8%	0%	0%	4.69	N/A	N/A
Is accessible outside of class (including after class, office hours, e-mail, etc.)	13	85%	15%	0%	0%	0%	4.85	N/A	N/A
Generates enthusiasm for the subject matter	13	85%	8%	0%	8%	0%	4.69	N/A	N/A
Gives useful feedback on assignments	13	85%	8%	8%	0%	0%	4.77	N/A	N/A
Returns assignments in a timely fashion	13	69%	15%	15%	0%	0%	4.54	N/A	N/A

Section Leader

1. Evaluate your Section Leader overall.				2. Gives effective lectures or presentations, if applicable			
							
Options	Score	Count	Percentage	Options	Score	Count	Percentage
Excellent	5	12	92%	Excellent	5	10	77%
Very Good	4	1	8%	Very Good	4	2	15%
Good	3	0	0%	Good	3	1	8%
Fair	2	0	0%	Fair	2	0	0%
Unsatisfactory	1	0	0%	Unsatisfactory	1	0	0%
Statistics			Value	Statistics			Value
Response Ratio			30%	Response Ratio			30%
Mean			4.92	Mean			4.69
Median			5.00	Median			5.00
Standard Deviation			0.28	Standard Deviation			0.63
3. Facilitates discussion and encourages participation				4. Is accessible outside of class (including after class, office hours, e-mail, etc.)			
							
Options	Score	Count	Percentage	Options	Score	Count	Percentage
Excellent	5	10	77%	Excellent	5	11	85%
Very Good	4	2	15%	Very Good	4	2	15%
Good	3	1	8%	Good	3	0	0%
Fair	2	0	0%	Fair	2	0	0%
Unsatisfactory	1	0	0%	Unsatisfactory	1	0	0%
Statistics			Value	Statistics			Value
Response Ratio			30%	Response Ratio			30%
Mean			4.69	Mean			4.85
Median			5.00	Median			5.00
Standard Deviation			0.63	Standard Deviation			0.38



Section Leader Comments

Please comment on your Section Leader's teaching.

Comments
Very kind, enthusiastic and patient – has often offered to stay behind during office hours to help students outside of the allotted time period.
Jialu is an excellent TF. Her section is very organized and helpful for understanding the course materials, and she has excellent teaching skills. She also gives extremely helpful comments on the final project during office hours, which greatly improved my project—My project wouldn't have gone this far without her help!
Thank you SO much Jialu! You are the star!
Jialu was a great section leader. Her Friday sections reflected a lot of work and effort that was helpful for solving key parts of the weekly assignments. Her feedback for the final projects made our project much more better than it was. It was great having such a brilliant person contributing to our learning.